

USB Hardware Interface Software Development Kit (SDK)

Prepared by:

Beta Innovations Inc.
1071 Ambleside Drive
Suite 104, Access Code 0034
Ottawa, Ontario
K2B 6V4
Canada

Confidential

This document contains information, which is proprietary to Beta Innovations. Neither this document nor the information contained herein shall be used, duplicated or communicated by any means to any third party, in whole or in part, except with the prior written consent of Beta Innovations. This restrictive legend shall not be altered or obliterated on or from this document.

APPROVALS

Originator	Leo Lacava		Nov. 16, 2006.
Originator			
Director			
	Name	Signature	Date

Confidential

This document contains information, which is proprietary to Beta Innovations. Neither this document nor the information contained herein shall be used, duplicated or communicated by any means to any third party, in whole or in part, except with the prior written consent of Beta Innovations. This restrictive legend shall not be altered or obliterated on or from this document.

[illegible]

Confidential

This document contains information, which is proprietary to Beta Innovations. Neither this document nor the information contained herein shall be used, duplicated or communicated by any means to any third party, in whole or in part, except with the prior written consent of Beta Innovations. This restrictive legend shall not be altered or obliterated on or from this document.

Table of Contents

BIUSB.DLL Module.....	6
C/C++ Exported Functions	7
DetectHID.....	7
DetectDevice	8
RetrieveStatus	10
CloseDevices	11
ReadInputData	12
ClearLCD.....	13
WriteLCD.....	14
WriteDirectOutput.....	15
WriteMuxOutput	16
WriteDisplayOutput	17
Write7Segment	18
WriteSPIDAC	20
CmdGLCD.....	22
WriteGLCD.....	23
WriteLatchedOutput	25
WriteCRTRWR.....	26
WriteDotMatrix	28
C/C++ Structures & Defines	29
DeviceParam Structure	29
DeviceStatus Structure	32
VB Exported Functions	34
DetectHID.....	34
DetectDevice	35

Confidential

This document contains information, which is proprietary to Beta Innovations. Neither this document nor the information contained herein shall be used, duplicated or communicated by any means to any third party, in whole or in part, except with the prior written consent of Beta Innovations. This restrictive legend shall not be altered or obliterated on or from this document.

Beta Innovations Inc.

RetrieveStatus.....	37
CloseDevices	38
ReadInputData	39
ClearLCD.....	40
WriteLCD.....	41
WriteDirectOutput.....	42
WriteMuxOutput	43
WriteDisplayOutput	44
Write7Segment	45
WriteSPIDAC	47
CmdGLCD.....	49
WriteGLCD	50
WriteLatchedOutput	52
WriteCRTRWR.....	53
WriteDotMatrix	55
VB Structures & Defines.....	56
DeviceParam Structure	56
DeviceStatus Structure	59

Confidential

This document contains information, which is proprietary to Beta Innovations. Neither this document nor the information contained herein shall be used, duplicated or communicated by any means to any third party, in whole or in part, except with the prior written consent of Beta Innovations. This restrictive legend shall not be altered or obliterated on or from this document.

BIUSB.DLL Module

Filename: biusb.dll

Description: USB HID device interface module.

BIUSB.DLL is a HID class (Human Interface Device) dynamic link library module that can be used to interface with all custom BI USB devices (i.e. Plasma, GammaRay, etc.).

This dynamic link library module can be late loaded at runtime or linked at compile time using the "biusb.lib" included with this SDK package. The "biusb.h" contains all the necessary function declarations and constants for programs written in C/C++/MFC.

"ApiDeclarations.bas" has been supplied as part of this SDK package for Visual Basic programs.

Confidential

This document contains information, which is proprietary to Beta Innovations. Neither this document nor the information contained herein shall be used, duplicated or communicated by any means to any third party, in whole or in part, except with the prior written consent of Beta Innovations. This restrictive legend shall not be altered or obliterated on or from this document.

C/C++ Exported Functions

The following exported functions are part of this DLL module.

DetectHID

```
BOOL DetectHID (  
    UINT *oDev_Cnt,  
    DeviceParam *oDeviceList,  
    UINT iFlag  
);
```

The **DetectHID** function detects all compatible vendor specific USB HID devices. This should be the first function called prior to all other calls or to refresh the device list.

Parameters

oDev_Cnt
[out] Return pointer to the total number of matching devices detected.

oDeviceList
[out] Pointer to a device parameter structure. All returned data is stored at this structure location.

iFlag
[in] This parameter specifies the device class to detect.

Value	Meaning
DT_FLASH	Reserved
DT_DEVICES	Reserved
DT_REPORT	Reserved
DT_HID	Detect vendor defined HID class modules. Will ignore all Joystick class devices such Plasma series of modules.
DT_ALL	Detect all HID class modules including Joystick class devices such as Plasma series modules.

Return Codes

TRUE	Success detecting devices.
FALSE	Failure detecting devices or no devices found.

Confidential

This document contains information, which is proprietary to Beta Innovations. Neither this document nor the information contained herein shall be used, duplicated or communicated by any means to any third party, in whole or in part, except with the prior written consent of Beta Innovations. This restrictive legend shall not be altered or obliterated on or from this document.

DetectDevice

```
BOOL DetectDevice (  
    UINT *oDev_Cnt,  
    DeviceParam *oDeviceList,  
    UINT iProductID,  
    UINT iFlag  
);
```

The **DetectDevice** function detects only compatible vendor specific USB HID devices matching the specified product ID. This should be the first function called prior to all other calls or to refresh the device list.

Parameters

oDev_Cnt

[out] Return pointer to the total number of matching devices detected.

oDeviceList

[out] Pointer to a device parameter structure. All returned data is stored at this structure location.

iProductID

[in] This parameter specifies the product type to detect.

HID Class Devices	Name
PID_0X64B	0x64B input module
PID_GAMMARAY	GammaRay-256 input module
PID_GAMMARAY64	GammaRay-64 input module
PID_ELECTRONFLUX	ElectronFlux input/output module
PID_GAMMARAY_V2	GammaRay V2 input module
PID_GAMMARAY_V3	GammaRay V3 input module
PID_GAMMATRON	GammaTron input module
PID_NITRO_SLG	Nitro-SLG output module
Joystick Class Devices	Name
PID_4X24BH	4x24BH joystick module
PID_6X16B	6x16B joystick module
PID_6X13B	6x13B joystick module
PID_5X18BH	5x18BH joystick module
PID_PLASMA	Plasma V1 joystick module
PID_PLASMA_HOTAS	Plasma V1 in HOTAS mode joystick module
PID_PLASMA_DUAL	Plasma V1 in DUAL mode joystick module
PID_PLASMA_HOTAS_DUAL	Plasma V1 in HOTAS DUAL mode joystick module
PID_PLASMA_LITE	Plasma-Lite joystick module
PID_PLASMA_LITE_V2	Plasma-Lite V2 joystick module

Confidential

This document contains information, which is proprietary to Beta Innovations. Neither this document nor the information contained herein shall be used, duplicated or communicated by any means to any third party, in whole or in part, except with the prior written consent of Beta Innovations. This restrictive legend shall not be altered or obliterated on or from this document.

PID_PLASMA_MM2	Plasma-MM2 joystick module
----------------	----------------------------

iFlag

[in] This parameter specifies the device class to detect.

Value	Meaning
DT_FLASH	Reserved
DT_DEVICES	Detect HID class modules that accept input commands or data from host. These are typically output class devices.
DT_REPORT	Reserved
DT_HID	Detect HID input class modules. Will ignore all Joystick type devices such as Plasma class modules.
DT_ALL	Detect all HID input class modules including Joystick type devices such as Plasma modules.

Return Codes

TRUE	Success detecting devices.
FALSE	Failure detecting devices or no devices found.

Confidential

This document contains information, which is proprietary to Beta Innovations. Neither this document nor the information contained herein shall be used, duplicated or communicated by any means to any third party, in whole or in part, except with the prior written consent of Beta Innovations. This restrictive legend shall not be altered or obliterated on or from this document.

RetrieveStatus

```
void RetrieveStatus (  
    DeviceParam *iDeviceList,  
    DeviceStatus *oDeviceStatus  
);
```

The **RetrieveStatus** function returns the configuration status of all IO ports found on the module. Can be used to verify if ports are active before reading or writing to them. This function is typically called after **DetectHID**.

Parameters

iDeviceList

[in] Pointer to a device parameter structure. Must contain valid device information returned from call to **DetectHID**.

oDeviceStatus

[out] Pointer to a device status array. All returned data will be stored at this location.

Return Codes

None	
------	--

Confidential

This document contains information, which is proprietary to Beta Innovations. Neither this document nor the information contained herein shall be used, duplicated or communicated by any means to any third party, in whole or in part, except with the prior written consent of Beta Innovations. This restrictive legend shall not be altered or obliterated on or from this document.

Beta Innovations Inc.

CloseDevices

```
BOOL CloseDevices (  
    UINT iDev_Cnt,  
    DeviceParam *iDeviceList  
);
```

The **CloseDevices** function releases all detected modules, cancels all pending threads and frees all used memory blocks. This call should be made on program exit and prior to any calls to the **DetectHID** function in order to refresh the device list.

Parameters

iDev_Cnt

[in] Number of detected modules to close in the *iDeviceList*. This value is returned by call to **DetectHID**.

iDeviceList

[in] Pointer to a device parameter structure. Must contain valid device information returned from call to **DetectHID**.

Return Codes

TRUE	Success closing devices.
FALSE	Failure closing devices or releasing memory.

Confidential

This document contains information, which is proprietary to Beta Innovations. Neither this document nor the information contained herein shall be used, duplicated or communicated by any means to any third party, in whole or in part, except with the prior written consent of Beta Innovations. This restrictive legend shall not be altered or obliterated on or from this document.

ReadInputData

```
LONG ReadInputData (  
    DeviceParam *iDeviceList,  
    char *oDataBuffer,  
    UINT iFlag  
);
```

The **ReadInputData** function is a non-blocking call, which returns input data. The first call to this function initiates a request for input data from the specified module as indicated by the *DeviceParam* structure and immediately returns from the function. This prevents the main calling application from locking while the module is being polled. The return flag indicates the current status of the request.

A return status of *DEV_INPUT* indicates new data is available at the location pointed to by *oDataBuffer* for the module specified in the *DeviceParam* structure. The *NumberInputIndices* within the *DeviceParam* structure indicates the number of input values to be read and size of the required array.

If no new data is available, the previously buffered data will be returned in addition to the *DEV_WAIT* flag indicating the module has not yet responded to the request for input data.

Depending on the specific module, polling frequency may vary in the range from 10ms to 40ms or more before data is flagged as being available. As a general rule, this function should be polled every 10 ms if real-time input data is required.

If a device should become unplugged or is no longer responding, the *DEV_TIMEOUT* flag will be returned after 1 second has elapsed.

Parameters

iDeviceList

[in] Pointer to a device parameter structure. Must contain valid device information returned from call to **DetectHID**.

oDataBuffer

[out] Pointer to the returned data buffer array. *NumberInputIndices* within the *DeviceParam* structure indicates the required length of this data buffer array specifying the number of detected inputs for the module.

iFlag

[in] Must always be set to FALSE.

Return Codes

DEV_TIMEOUT	Device did not respond within 1 second.
DEV_FAILED	Failure reading from device.
DEV_WAIT	No new data available. Waiting for device response.
DEV_INPUT	New data available.

Confidential

This document contains information, which is proprietary to Beta Innovations. Neither this document nor the information contained herein shall be used, duplicated or communicated by any means to any third party, in whole or in part, except with the prior written consent of Beta Innovations. This restrictive legend shall not be altered or obliterated on or from this document.

ClearLCD

```
LONG ClearLCD (  
    DeviceParam *iDeviceList,  
    UCHAR inLCD  
);
```

The **ClearLCD** function sends a command to clear contents of the LCD screen. This function can be used on modules supporting character based LCDs.

Parameters

iDeviceList

[in] Pointer to the device parameter structure. Must contain valid device information returned from call to **DetectHID**.

inLCD

[in] Zero based index of LCD to be cleared. Currently not support. Leave as 0.

Return Codes

0	Failure writing to device.
> 0	Success. Number of bytes written to device.

Confidential

This document contains information, which is proprietary to Beta Innovations. Neither this document nor the information contained herein shall be used, duplicated or communicated by any means to any third party, in whole or in part, except with the prior written consent of Beta Innovations. This restrictive legend shall not be altered or obliterated on or from this document.

WriteLCD

```
LONG WriteLCD (  
    DeviceParam *iDeviceList,  
    UCHAR inLCD,  
    UCHAR inLine,  
    char *iDataBuffer,  
    UCHAR inLevel  
);
```

The **WriteLCD** function writes contents of *iDataBuffer* to the LCD specified by *inLCD* at the line number indicated by *inLine*. This function can be used on modules supporting character based LCDs.

Parameters

iDeviceList

[in] Pointer to the device parameter structure. Must contain valid device information returned from call to **DetectHID**.

inLCD

[in] Zero based index of LCD to write to. Currently not support. Leave as 0.

inLine

[in] Line number to write buffer to. Values range from 1 to 4.

iDataBuffer

[in] Pointer to character array. Must be at least 20 characters in length. Empty spaces on the LCD should be filled with the ASCII value of 0x20 (blank space). Do not NULL terminate this buffer. NULL value will display character 0x00 stored in the LCD ROM.

inLevel

[in] LCD backlight brightness level if supported. Values range from 0 (min brightness) to 255 (maximum brightness).

Return Codes

0	Failure writing to device.
> 0	Success. Number of bytes written to device.

Confidential

This document contains information, which is proprietary to Beta Innovations. Neither this document nor the information contained herein shall be used, duplicated or communicated by any means to any third party, in whole or in part, except with the prior written consent of Beta Innovations. This restrictive legend shall not be altered or obliterated on or from this document.

WriteDirectOutput

```
LONG WriteDirectOutput (  
    DeviceParam *iDeviceList,  
    UCHAR inPort,  
    DIRECT_OUTPUT *iDataBuffer  
);
```

The **WriteDirectOutput** function writes contents of *iDataBuffer* to the output pins on the port specified by *inPort*. This function can be used on modules supporting direct outputs.

Parameters

iDeviceList

[in] Pointer to the device parameter structure. Must contain valid device information returned from call to **DetectHID**.

inPort

[in] Zero based index of output Port to write to.

iDataBuffer

[in] Pointer to data array defined by DIRECT_OUTPUT structure.

```
typedef struct _STRUCT_DIRECT_OUTPUT {  
    unsigned char state:1;  
    unsigned char level:7;  
} DIRECT_OUTPUT ;
```

Bit Field	Description
<i>state:1;</i>	Output state value 0 for OFF and 1 for ON.
<i>level:7;</i>	Not currently supported. Leave as 0.

Return Codes

0	Failure writing to device.
> 0	Success. Number of bytes written to device.

Confidential

This document contains information, which is proprietary to Beta Innovations. Neither this document nor the information contained herein shall be used, duplicated or communicated by any means to any third party, in whole or in part, except with the prior written consent of Beta Innovations. This restrictive legend shall not be altered or obliterated on or from this document.

WriteMuxOutput

```
LONG WriteMuxOutput (  
    DeviceParam *iDeviceList,  
    UCHAR inPort,  
    DIRECT_OUTPUT *iDataBuffer  
);
```

The **WriteMuxOutput** function writes contents of *iDataBuffer* to the multiplexed output pins on the port specified by *inPort*. This function can be used on modules supporting multiplexed outputs.

Parameters

iDeviceList

[in] Pointer to the device parameter structure. Must contain valid device information returned from call to **DetectHID**.

inPort

[in] Zero based index of output Port to write to.

iDataBuffer

[in] Pointer to data array defined by DIRECT_OUTPUT structure.

```
typedef struct _STRUCT_DIRECT_OUTPUT {  
    unsigned char state:1;  
    unsigned char level:7;  
} DIRECT_OUTPUT ;
```

Bit Field	Description
<i>state:1;</i>	Output state value 0 for OFF and 1 for ON.
<i>level:7;</i>	Output level range from 0 to 10. This value sets the pulse width for controlling the intensity of the multiplexed output.

Return Codes

0	Failure writing to device.
> 0	Success. Number of bytes written to device.

Confidential

This document contains information, which is proprietary to Beta Innovations. Neither this document nor the information contained herein shall be used, duplicated or communicated by any means to any third party, in whole or in part, except with the prior written consent of Beta Innovations. This restrictive legend shall not be altered or obliterated on or from this document.

WriteDisplayOutput

```
LONG WriteDisplayOutput (  
    DeviceParam *iDeviceList,  
    UCHAR inPort,  
    char *iDataBuffer,  
    UCHAR inLevel  
);
```

The **WriteDisplayOutput** function writes contents of *iDataBuffer* to the 7-segment display on the port specified by *inPort*. This function can be used on modules supporting 7 x 7-segment displays.

Parameters

iDeviceList

[in] Pointer to the device parameter structure. Must contain valid device information returned from call to **DetectHID**.

inPort

[in] Zero based index of output Port to write to.

iDataBuffer

[in] Pointer to character array. Maximum number of display characters is 7, however, decimals do not count as character spaces. Supported display characters are limited to ASCII characters "0" to "9", ".", "-", and blank space (NULL).

inLevel

[in] Output level range from 0 to 10. This value sets the pulse width of the multiplexed display output controlling intensity.

Return Codes

0	Failure writing to device.
> 0	Success. Number of bytes written to device.

Confidential

This document contains information, which is proprietary to Beta Innovations. Neither this document nor the information contained herein shall be used, duplicated or communicated by any means to any third party, in whole or in part, except with the prior written consent of Beta Innovations. This restrictive legend shall not be altered or obliterated on or from this document.

Write7Segment

```
LONG Write7Segment (  
    DeviceParam *iDeviceList,  
    UCHAR *iData  
);
```

The **Write7Segment** function writes contents of *iData* to a single 7-segment display on the device specified by *iDeviceList*. This function can be used on modules supporting a 7-segment display and a single indicator output typically used for a shift light.

Parameters

iDeviceList

[in] Pointer to the device parameter structure. Must contain valid device information returned from call to **DetectHID**.

iData

[in] Pointer to a 2 Byte character array. The first Byte value contains the character to be displayed on a 7-segment display. Supported values are 0x00 to 0x09 in hex which will display the corresponding ASCII characters "0" to "9" when using industry standard decoders. Non-supported values will blank the display. Note: do not use the ASCII value to be displayed. Example, to display the value "1", set *iData* to the hex value 0x01, not 0x31 corresponding to the ASCII value of "1".

The second byte value is used for a shift light indicator with 0 for OFF and 1 for ON.

Value	Displayed symbol
0	0 or N if supported
1	1
2	2
3	3
4	4
5	5
6	6
7	7
8	8
9	9
10	-
11	L
12	P
13	=
14	Blank
15	R

Confidential

This document contains information, which is proprietary to Beta Innovations. Neither this document nor the information contained herein shall be used, duplicated or communicated by any means to any third party, in whole or in part, except with the prior written consent of Beta Innovations. This restrictive legend shall not be altered or obliterated on or from this document.

Beta Innovations Inc.

Return Codes

0	Failure writing to device.
> 0	Success. Number of bytes written to device.

Confidential

This document contains information, which is proprietary to Beta Innovations. Neither this document nor the information contained herein shall be used, duplicated or communicated by any means to any third party, in whole or in part, except with the prior written consent of Beta Innovations. This restrictive legend shall not be altered or obliterated on or from this document.

WriteSPIDAC

```
LONG WriteSPIDAC (  
    DeviceParam *iDeviceList,  
    UCHAR inPort,  
    DAC_OUTPUTS *iDataBuffer,  
    UCHAR inLevel  
);
```

The **WriteSPIDAC** function writes contents of *iDataBuffer* to SPI compatible peripherals or DACs on the port specified by *inPort*. This function can be used on modules supporting either DACs or SPI ports.

Parameters

iDeviceList

[in] Pointer to the device parameter structure. Must contain valid device information returned from call to **DetectHID**.

inPort

[in] Zero based index of output Port to write to.

iDataBuffer

[in] Pointer to data array defined by DAC_OUTPUTS structure.

```
typedef struct _STRUCT_DAC_OUTPUTS {  
    unsigned long DAC_1;  
    unsigned long DAC_2;  
    unsigned long DAC_3;  
    unsigned long DAC_4;  
    unsigned long DAC_5;  
    unsigned long DAC_6;  
    unsigned long DAC_7;  
    unsigned long DAC_8;  
    unsigned long DAC_9;  
    unsigned long DAC_10;  
} DAC_OUTPUTS ;
```

A port supporting 10 DAC or SPI outputs will require a 40 Byte buffer, each 32 bits long word corresponding to the data to be written to the corresponding DAC/SPI output. Note that all SPI/DACs on a port are written to at the same time. Writing to a single SPI/DAC is not possible; therefore SPI/DAC buffer data must be updated in *iDataBuffer* for all SPI/DACs on the specified port.

Actual data length output on a corresponding SPI/DAC channel is determined by the module's capability, not the maximum word length of 32 bits per channel as defined in the structure above.

Confidential

This document contains information, which is proprietary to Beta Innovations. Neither this document nor the information contained herein shall be used, duplicated or communicated by any means to any third party, in whole or in part, except with the prior written consent of Beta Innovations. This restrictive legend shall not be altered or obliterated on or from this document.

Beta Innovations Inc.

inLevel

[in] Output level range from 0 to 7. This value sets the pulse width of the backlight if supported.

Return Codes

0	Failure writing to device.
> 0	Success. Number of bytes written to device.

Confidential

This document contains information, which is proprietary to Beta Innovations. Neither this document nor the information contained herein shall be used, duplicated or communicated by any means to any third party, in whole or in part, except with the prior written consent of Beta Innovations. This restrictive legend shall not be altered or obliterated on or from this document.

CmdGLCD

```
LONG CmdGLCD (  
    DeviceParam *iDeviceList,  
    UCHAR inPort,  
    UCHAR iBGColor,  
    UCHAR iCmd  
);
```

The **CmdGLCD** function sends the specified command in *iCmd* to a graphic LCD on the port specified by *inPort*. This function can be used on modules supporting graphic based LCDs.

Parameters

iDeviceList

[in] Pointer to the device parameter structure. Must contain valid device information returned from call to **DetectHID**.

inPort

[in] Zero based index of output Port to write to.

iBGColor

[in] Set the background color of the LCD display. 0 = Black text on white background, 1 = White text on black background.

iCmd

[in] GLCD Commands:

```
#define GLCD_CLEAR      0x00  
#define GLCD_TEST      0x01  
#define GLCD_BGCOLOR   0x03
```

Define	Description
GLCD_CLEAR	Clear contents of LCD.
GLCD_TEST	Display test message.
GLCD_BGCOLOR	Set background color of LCD specified by <i>iBGColor</i> .

Return Codes

0	Failure writing to device.
> 0	Success. Number of bytes written to device.

Confidential

This document contains information, which is proprietary to Beta Innovations. Neither this document nor the information contained herein shall be used, duplicated or communicated by any means to any third party, in whole or in part, except with the prior written consent of Beta Innovations. This restrictive legend shall not be altered or obliterated on or from this document.

WriteGLCD

```
LONG WriteGLCD (  
    DeviceParam *iDeviceList,  
    UCHAR inPort,  
    UCHAR inLine,  
    UCHAR iNumLines,  
    UCHAR inBGColor,  
    char *iDataBuffer  
);
```

The **WriteGLCD** function writes contents of *iDataBuffer* to the graphic LCD located on the port specified by *inPort* at the line number indicated by *inLine*. This function can be used on modules supporting graphic based LCDs.

Parameters

iDeviceList

[in] Pointer to the device parameter structure. Must contain valid device information returned from call to **DetectHID**.

inPort

[in] Zero based index of output Port to write to.

inLine

[in] Starting line number to write contents of *iDataBuffer* to LCD. Values range from 1 to 5.

iNumLines

[in] Number of lines contained in *iDataBuffer*. Maximum buffer length is 2 lines at 24 characters per line (48 bytes).





iBGColor

[in] Set the background color of the LCD display. 0 = Black text on white background, 1 = White text on black background.

iDataBuffer

[in] Pointer to character array. Empty spaces on the LCD should be filled with the ASCII value of 0x20 (blank space). Do not NULL terminate this buffer.

Special Characters.

ASCII	Description
0x01	 Arrow glyph.
0x02	 Star glyph.
0x03	 Degree glyph.
0x04	 Star glyph.

Confidential

This document contains information, which is proprietary to Beta Innovations. Neither this document nor the information contained herein shall be used, duplicated or communicated by any means to any third party, in whole or in part, except with the prior written consent of Beta Innovations. This restrictive legend shall not be altered or obliterated on or from this document.

Beta Innovations Inc.

Return Codes

0	Failure writing to device.
> 0	Success. Number of bytes written to device.

Confidential

This document contains information, which is proprietary to Beta Innovations. Neither this document nor the information contained herein shall be used, duplicated or communicated by any means to any third party, in whole or in part, except with the prior written consent of Beta Innovations. This restrictive legend shall not be altered or obliterated on or from this document.

WriteLatchedOutput

```
LONG WriteLatchedOutput (  
    DeviceParam *iDeviceList,  
    UCHAR inPort,  
    UCHAR *iDataBuffer,  
    UCHAR inLevel  
);
```

The **WriteLatchedOutput** function writes contents of *iDataBuffer* to the port specified by *inPort* configured for latched output mode.

Parameters

iDeviceList

[in] Pointer to the device parameter structure. Must contain valid device information returned from call to **DetectHID**.

inPort

[in] Zero based index of output Port to write to.

iDataBuffer

[in] Pointer to a 64 byte array (64 outputs). Output state value 0 for OFF and 1 for ON.

inLevel

[in] Output level range from 0 to 10. This value sets the pulse width of the output, controlling the intensity if supported.

Return Codes

0	Failure writing to device.
> 0	Success. Number of bytes written to device.

Confidential

This document contains information, which is proprietary to Beta Innovations. Neither this document nor the information contained herein shall be used, duplicated or communicated by any means to any third party, in whole or in part, except with the prior written consent of Beta Innovations. This restrictive legend shall not be altered or obliterated on or from this document.

WriteCRTRWR

```
LONG WriteCRTRWR (  
    DeviceParam *iDeviceList,  
    UCHAR inPort,  
    UCHAR inContacts,  
    UCHAR inSymbolCnt,  
    UCHAR inContactIndex,  
    CRTRWR_OUTPUT *iRWRBuffer  
);
```

The **WriteCRTRWR** function writes contents of *iRWRBuffer* to the port specified by *inPort* configured for CRTRWR mode.

Parameters

iDeviceList

[in] Pointer to the device parameter structure. Must contain valid device information returned from call to **DetectHID**.

inPort

[in] Zero based index of output Port to write to.

inContacts

[in] Total number of contacts to display on screen. This value is typically same as *inSymbolCnt*.

inSymbolCnt

[in] Number of symbols stored in *iRWRBuffer*.

inContactIndex

[in] index within *iRWRBuffer* of the first symbol.

iRWRBuffer

[in] Pointer to data array defined by CRTRWR_OUTPUT structure.

```
typedef struct _STRUCT_CRTRWR_OUTPUT {  
    unsigned symbol:8;  
    unsigned xPos:8;  
    unsigned yPos:8;  
    unsigned missileActivity:1;  
    unsigned missileLaunch:1;  
    unsigned newguy:1;  
    unsigned selected:1;  
    unsigned :4;  
} CRTRWR_OUTPUT ;
```

Bit Field	Description
symbol:8;	Symbol ID to display. (refer to RWR Symbol Class table Entries found in rwr.h)

Confidential

This document contains information, which is proprietary to Beta Innovations. Neither this document nor the information contained herein shall be used, duplicated or communicated by any means to any third party, in whole or in part, except with the prior written consent of Beta Innovations. This restrictive legend shall not be altered or obliterated on or from this document.

Beta Innovations Inc.

<i>xPos:8;</i>	X position on screen to display symbol. Range 0 (left) to 255 (right).
<i>yPos:8;</i>	Y position on screen to display symbol. Range 0 (top) to 255 (bottom).
<i>missileActivity:1;</i>	If set to 1, display missile activity symbol.
<i>missileLaunch:1;</i>	If set to 1, display missile launch symbol.
<i>newguy:1;</i>	If set to 1, display new contact symbol.
<i>selected:1;</i>	If set to 1, draw contact selected symbol.
<i>:4;</i>	Spare unused.

Return Codes

0	Failure writing to device.
> 0	Success. Number of bytes written to device.

Confidential

This document contains information, which is proprietary to Beta Innovations. Neither this document nor the information contained herein shall be used, duplicated or communicated by any means to any third party, in whole or in part, except with the prior written consent of Beta Innovations. This restrictive legend shall not be altered or obliterated on or from this document.

WriteDotMatrix

```
LONG WriteDotMatrix (  
    DeviceParam *iDeviceList,  
    UCHAR inPort,  
    char *iDataBuffer,  
    UCHAR inLevel  
);
```

The **WriteDotMatrix** function writes contents of *iDataBuffer* to 4 OSRAM type dot matrix displays on the port specified by *inPort*.

Parameters

iDeviceList

[in] Pointer to the device parameter structure. Must contain valid device information returned from call to **DetectHID**.

inPort

[in] Zero based index of output Port to write to.

iDataBuffer

[in] Pointer to a 16 byte character array. Maximum number of display characters is 4 per display (4 displays max per port). Supported display characters are limited to ASCII values (0 – 255). Refer to manufacturer's ASCII table for symbol defines.

inLevel

[in] Output level range from 0 to 10. This value sets the pulse width of the dot matrix display controlling intensity.

Return Codes

0	Failure writing to device.
> 0	Success. Number of bytes written to device.

Confidential

This document contains information, which is proprietary to Beta Innovations. Neither this document nor the information contained herein shall be used, duplicated or communicated by any means to any third party, in whole or in part, except with the prior written consent of Beta Innovations. This restrictive legend shall not be altered or obliterated on or from this document.

C/C++ Structures & Defines

The following structures and defines are part of this DLL module.

DeviceParam Structure

```
typedef struct {  
    HANDLE        DeviceHandle;  
    USHORT        NumberInputIndices;  
    USHORT        NumberOutputIndices;  
    USHORT        NumberPortIndices;  
    USHORT        NumberAnalogIndices;  
    USHORT        NumberHATIndices;  
    USHORT        NumberRotaryIndices;  
    USHORT        NumberCRTLWRIndices;  
    USHORT        NumberPWMIndices;  
    USHORT        NumberLCDIndices;  
    USHORT        NumberGLCDIndices;  
    USHORT        NumberMuxDisplayIndices;  
    USHORT        NumberAlphanumericIndices;  
    USHORT        NumberDACIndices;  
    USHORT        NumberSPIIndices;  
    USHORT        NumberLatchedIndices;  
    USHORT        NumberDotMatrixIndices;  
    USHORT        VendorID;  
    USHORT        ProductID;  
    USHORT        VersionNumber;  
    USHORT        FlashVersion;  
    char          ProgramFlag;  
    char          DevicePath[MAX_CHAR];  
    ULONG         PathLength;  
    char          DeviceName[MAX_CHAR];  
    ULONG         DeviceNameLength;  
    char          ManufName[MAX_CHAR];  
    ULONG         ManufNameLength;  
    char          SerialNum[4];  
    ULONG         SerialNumLength;  
    char          ConfigFlag;  
    USHORT        DevIndex;  
    USHORT        InputReportByteLength;  
    USHORT        OutputReportByteLength;  
    USHORT        Usage;  
    USHORT        UsagePage;  
} DeviceParam, *pDeviceParam ;
```

Device specific data structure.
Defined in: BIUSB.H

Confidential

This document contains information, which is proprietary to Beta Innovations. Neither this document nor the information contained herein shall be used, duplicated or communicated by any means to any third party, in whole or in part, except with the prior written consent of Beta Innovations. This restrictive legend shall not be altered or obliterated on or from this document.

Beta Innovations Inc.

Parameters

DeviceHandle: The read/write handle for the device. This is a unique value and changes with each call to DetectHID.

NumberInputIndices: The number of unpacked inputs that will be returned from this device.

NumberOutputIndices: The number of unpacked outputs that will be read by this device.

NumberPortIndices: The number of separate IO ports on a device. These can also refer to JPs found on older devices.

NumberAnalogIndices: Not currently supported.

NumberHATIndices: Not currently supported.

NumberRotaryIndices: Not currently supported.

NumberCRTRWRIndices: Number of RWR supported.

NumberPWMIndices: Not currently supported.

NumberLCDIndices: Number of character based LCD's supported.

NumberGLCDIndices: Number of graphic based LCD's supported.

NumberMuxDisplayIndices: Number of multiplexed displays supported.

NumberAlphanumericIndices: Not currently supported.

NumberDACIndices: Number of DAC (Digital to Analog Converter) supported.

NumberSPIIndices: Number of SPI interface devices supported.

NumberLatchedIndices: Number of latched outputs supported.

NumberDotMatrixIndices: Number of OSRAM type dot matrix displays supported.

VendorID: USB.org assigned unique vendor ID number.

ProductID: Vendor assigned unique device ID number.

VersionNumber: Vendor assigned product version number.

FlashVersion: Current Firmware revision of device.

ProgramFlag: For internal use only.

DevicePath: Pointer to the device path key string as found in the Windows registry.

Confidential

This document contains information, which is proprietary to Beta Innovations. Neither this document nor the information contained herein shall be used, duplicated or communicated by any means to any third party, in whole or in part, except with the prior written consent of Beta Innovations. This restrictive legend shall not be altered or obliterated on or from this document.

PathLength: Length in bytes of the *DevicePath* string.

DeviceName: Pointer to the device name string.

DeviceNameLength: Length in bytes of the *DeviceName* string.

ManufName: Pointer to the manufacturer name string.

ManufNameLength: Length in bytes of the *ManufName* string.

SerialNum: Pointer to the user assigned device serial number string.

SerialNumLength: Length in bytes of the *SerialNum* string.

ConfigFlag: For internal use only.

DevIndex: The zero based device index associated with this device.

InputReportByteLength: The number of packed bytes that will be returned by the device on each *ReadInputData* read request.

OutputReportByteLength: The number of packed bytes used by the device for output data.

Usage: For internal use only.

UsagePage: For internal use only.

Confidential

This document contains information, which is proprietary to Beta Innovations. Neither this document nor the information contained herein shall be used, duplicated or communicated by any means to any third party, in whole or in part, except with the prior written consent of Beta Innovations. This restrictive legend shall not be altered or obliterated on or from this document.

DeviceStatus Structure

```
typedef struct {
    char    InputActive[MAX_INPUTS];
    char    OutputActive[MAX_OUTPUTS];
    char    PortActive[MAX_PORTS];
    char    PortIOMode[MAX_PORTS];
    char    PortMode[MAX_PORTS];
    char    OutputMode[MAX_PORTS];
    char    AnalogActive[MAX_ANALOG];
    char    HATActive[MAX_HATS];
    char    RotaryActive[MAX_ROTARY];
    char    CRTRWRActive[MAX_RWR];
    char    PWMActive[MAX_PWM];
    char    LCDActive[MAX_LCDS];
    char    GLCDActive[MAX_GLCDS];
    char    MuxDisplayActive[MAX_MUXDISPLAYS];
    char    AlphanumericActive[MAX_ALPHANUMERICS];
    char    DACActive[MAX_DACs];
    char    SPIActive[MAX_SPI];
    char    LatchedActive[MAX_LATCHED];
    char    DotMatrixActive[MAX_DOTMATRIX];
} DeviceStatus ;
```

Device specific data structure.
Defined in: BIUSB.H

Parameters

InputActive: Inputs is active if 1, disabled if 0.

OutputActive: Output is active if 1, disabled if 0.

PortActive: Port is active if 1, disabled if 0.

PortIOMode: Port is set to input mode if 1, output mode if 0.

PortMode: Currently only valid for ElectronFlux class devices. Return values are:

```
#define MODE_DIRECT      0
#define MODE_MUX         1
#define MODE_RWR         2
#define MODE_GLCD        3
#define MODE_DAC         4
#define MODE_LATCHED     5
#define MODE_SPI         6
#define MODE_DOTMATRIX   7
```

OutputMode: Not currently supported.

AnalogActive: Analog channels active if 1, disabled if 0.

Confidential

This document contains information, which is proprietary to Beta Innovations. Neither this document nor the information contained herein shall be used, duplicated or communicated by any means to any third party, in whole or in part, except with the prior written consent of Beta Innovations. This restrictive legend shall not be altered or obliterated on or from this document.

Beta Innovations Inc.

HATActive: Not currently supported.

CRTRWRActive: CRT RWR channels active if 1, disabled if 0.

PWMActive: Not currently supported.

LCDActive: Not currently supported.

GLCDActive: Graphic LCD channels active if 1, disabled if 0.

MuxDisplayActive: Multiplexed display channels active if 1, disabled if 0.

AlphanumericActive: Not currently supported.

DACActive: DAC channels active if 1, disabled if 0.

SPIActive: SPI channels active if 1, disabled if 0.

LatchedActive: Latched channels active if 1, disabled if 0.

DotMatrixActive: DotMatrix channels active if 1, disabled if 0.

Confidential

This document contains information, which is proprietary to Beta Innovations. Neither this document nor the information contained herein shall be used, duplicated or communicated by any means to any third party, in whole or in part, except with the prior written consent of Beta Innovations. This restrictive legend shall not be altered or obliterated on or from this document.

VB Exported Functions

The following exported functions are part of this DLL module.

DetectHID

```
Public Declare Function DetectHID Lib "biusb.dll" (  
    ByRef oDev_Cnt As Integer,  
    ByRef opDeviceList As DeviceParam,  
    ByVal iFlag As Long  
) As Boolean
```

The **DetectHID** function detects all compatible vendor specific USB HID devices. This should be the first function called prior to all other calls or to refresh the device list.

Parameters

oDev_Cnt

[out] Return pointer to the total number of matching devices detected.

oDeviceList

[out] Pointer to a device parameter structure. All returned data will be stored in this structure location.

iFlag

[in] This parameter specifies the device class to detect.

Value	Meaning
DT_FLASH	Reserved
DT_DEVICES	Reserved
DT_REPORT	Reserved
DT_HID	Detect vendor defined HID class modules. Will ignore all Joystick class devices such Plasma series of modules.
DT_ALL	Detect all HID class modules including Joystick class devices such as Plasma series modules.

Return Codes

TRUE	Success detecting devices.
FALSE	Failure detecting devices or no devices found.

Confidential

This document contains information, which is proprietary to Beta Innovations. Neither this document nor the information contained herein shall be used, duplicated or communicated by any means to any third party, in whole or in part, except with the prior written consent of Beta Innovations. This restrictive legend shall not be altered or obliterated on or from this document.

Beta Innovations Inc.

DetectDevice

```
Public Declare Function DetectDevice Lib "biusb.dll" (  
    ByRef oDev_Cnt As Integer,  
    ByRef opDeviceList As DeviceParam,  
    ByVal iProductID As Long,  
    ByVal iFlag As Long  
) As Boolean
```

The **DetectDevice** function detects only compatible vendor specific USB HID devices matching the specified product ID. This should be the first function called prior to all other calls or to refresh the device list.

Parameters

oDev_Cnt

[out] Return pointer to the total number of matching devices detected.

oDeviceList

[out] Pointer to a device parameter structure. All returned data is stored at this structure location.

iProductID

[in] This parameter specifies the product type to detect.

HID Class Devices	Name
PID_0X64B	0x64B input module
PID_GAMMARAY	GammaRay-256 input module
PID_GAMMARAY64	GammaRay-64 input module
PID_ELECTRONFLUX	ElectronFlux input/output module
PID_GAMMARAY_V2	GammaRay V2 input module
PID_GAMMARAY_V3	GammaRay V3 input module
PID_GAMMATRON	GammaTron input module
PID_NITRO_SLG	Nitro-SLG output module
Joystick Class Devices	Name
PID_4X24BH	4x24BH joystick module
PID_6X16B	6x16B joystick module
PID_6X13B	6x13B joystick module
PID_5X18BH	5x18BH joystick module
PID_PLASMA	Plasma V1 joystick module
PID_PLASMA_HOTAS	Plasma V1 in HOTAS mode joystick module
PID_PLASMA_DUAL	Plasma V1 in DUAL mode joystick module
PID_PLASMA_HOTAS_DUAL	Plasma V1 in HOTAS DUAL mode joystick module
PID_PLASMA_LITE	Plasma-Lite joystick module
PID_PLASMA_LITE_V2	Plasma-Lite V2 joystick module

Confidential

This document contains information, which is proprietary to Beta Innovations. Neither this document nor the information contained herein shall be used, duplicated or communicated by any means to any third party, in whole or in part, except with the prior written consent of Beta Innovations. This restrictive legend shall not be altered or obliterated on or from this document.

PID_PLASMA_MM2	Plasma-MM2 joystick module
----------------	----------------------------

iFlag

[in] This parameter specifies the device class to detect.

Value	Meaning
DT_FLASH	Reserved
DT_DEVICES	Detect HID class modules that accept input commands or data from host. These are typically output class devices.
DT_REPORT	Reserved
DT_HID	Detect HID input class modules. Will ignore all Joystick type devices such Plasma class modules.
DT_ALL	Detect all HID input class modules including Joystick type devices such as Plasma modules.

Return Codes

TRUE	Success detecting devices.
FALSE	Failure detecting devices or no devices found.

Confidential

This document contains information, which is proprietary to Beta Innovations. Neither this document nor the information contained herein shall be used, duplicated or communicated by any means to any third party, in whole or in part, except with the prior written consent of Beta Innovations. This restrictive legend shall not be altered or obliterated on or from this document.

Beta Innovations Inc.

RetrieveStatus

```
Public Declare Sub RetrieveStatus Lib "biusb.dll" (  
    ByRef iDeviceList As DeviceParam,  
    ByRef oDeviceStatus As DeviceStatus  
)
```

The **RetrieveStatus** function returns the configuration status of all IO ports found on the module. Can be used to verify if ports are active before reading or writing to them. This function is typically called after **DetectHID**.

Parameters

iDeviceList

[in] Pointer to a device parameter structure. Must contain valid device information returned from call to **DetectHID**.

oDeviceStatus

[out] Pointer to a device status array. All returned data will be stored in this location.

Return Codes

None	
------	--

Confidential

This document contains information, which is proprietary to Beta Innovations. Neither this document nor the information contained herein shall be used, duplicated or communicated by any means to any third party, in whole or in part, except with the prior written consent of Beta Innovations. This restrictive legend shall not be altered or obliterated on or from this document.

Beta Innovations Inc.

CloseDevices

```
Public Declare Function CloseDevices Lib "biusb.dll" (  
    ByVal iDev_Cnt As Long,  
    ByRef iDeviceList As DeviceParam  
) As Boolean
```

The **CloseDevices** function releases all detected modules, cancels all pending threads and frees all used memory blocks. This call should be made on program exit and prior to any calls to the **DetectHID** function in order to refresh the device list.

Parameters

iDev_Cnt

[in] Number of detected modules to close in the *iDeviceList*. This value is returned by call to **DetectHID**.

iDeviceList

[in] Pointer to a device parameter structure. Must contain valid device information returned from call to **DetectHID**.

Return Codes

TRUE	Success closing devices.
FALSE	Failure closing devices or releasing memory.

Confidential

This document contains information, which is proprietary to Beta Innovations. Neither this document nor the information contained herein shall be used, duplicated or communicated by any means to any third party, in whole or in part, except with the prior written consent of Beta Innovations. This restrictive legend shall not be altered or obliterated on or from this document.

ReadInputData

```
Public Declare Function ReadInputData Lib "biusb.dll" (  
    ByRef iDeviceList As DeviceParam,  
    ByRef oDataBuffer As Byte,  
    ByVal iFlag As Long  
) As Long
```

The **ReadInputData** function is a non-blocking call, which returns input data. The first call to this function initiates a request for input data from the specified module as indicated by the *DeviceParam* structure and immediately returns from the function. This prevents the main calling application from locking while the module is being polled. The return flag indicates the current status of the request.

A return status of *DEV_INPUT* indicates new data is available at the location pointed to by *oDataBuffer* for the module specified in the *DeviceParam* structure. The *NumberInputIndices* within the *DeviceParam* structure indicates the number of input values to be read and size of the required array.

If no new data is available, the previously buffered data will be returned in addition to the *DEV_WAIT* flag indicating the module has not yet responded to the request for input data.

Depending on the specific module, polling frequency may vary in the range from 10ms to 40ms or more before data is flagged as being available. As a general rule, this function should be polled every 10 ms if real-time input data is required.

If a device should become unplugged or is no longer responding, the *DEV_TIMEOUT* flag will be returned after 1 second has elapsed.

Parameters

iDeviceList

[in] Pointer to a device parameter structure. Must contain valid device information returned from call to **DetectHID**.

oDataBuffer

[out] Pointer to the returned data buffer array. *NumberInputIndices* within the *DeviceParam* structure indicates the required length of this data buffer array specifying the number of detected inputs for the module.

iFlag

[in] Must always be set to FALSE.

Return Codes

DEV_TIMEOUT	Device did not respond within 1 second.
DEV_FAILED	Failure reading from device.
DEV_WAIT	No new data available. Waiting for device response.
DEV_INPUT	New data available.

Confidential

This document contains information, which is proprietary to Beta Innovations. Neither this document nor the information contained herein shall be used, duplicated or communicated by any means to any third party, in whole or in part, except with the prior written consent of Beta Innovations. This restrictive legend shall not be altered or obliterated on or from this document.

Beta Innovations Inc.

ClearLCD

```
Public Declare Function ClearLCD Lib "biusb.dll" (  
    ByRef iDeviceList As DeviceParam,  
    ByVal inLCD As Byte  
) As Long
```

The **ClearLCD** function sends a command to clear contents of the LCD screen. This function can be used on modules supporting character based LCDs.

Parameters

iDeviceList

[in] Pointer to the device parameter structure. Must contain valid device information returned from call to **DetectHID**.

inLCD

[in] Zero based index of LCD to be cleared. Currently not support. Leave as 0.

Return Codes

0	Failure writing to device.
> 0	Success. Number of bytes written to device.

Confidential

This document contains information, which is proprietary to Beta Innovations. Neither this document nor the information contained herein shall be used, duplicated or communicated by any means to any third party, in whole or in part, except with the prior written consent of Beta Innovations. This restrictive legend shall not be altered or obliterated on or from this document.

WriteLCD

```
Public Declare Function WriteLCD Lib "biusb.dll" (  
    ByRef iDeviceList As DeviceParam,  
    ByVal inLCD As Byte,  
    ByVal inLine As Byte,  
    ByRef iDataBuffer As Byte,  
    ByVal inLevel As Byte  
) As Long
```

The **WriteLCD** function writes contents of *iDataBuffer* to the LCD specified by *inLCD* at the line number indicated by *inLine*. This function can be used on modules supporting character based LCDs.

Parameters

iDeviceList

[in] Pointer to the device parameter structure. Must contain valid device information returned from call to **DetectHID**.

inLCD

[in] Zero based index of LCD to write to. Currently not support. Leave as 0.

inLine

[in] Line number to write buffer to. Values range from 1 to 4.

iDataBuffer

[in] Pointer to character array. Must be at least 20 characters in length. Empty spaces on the LCD should be filled with the ASCII value of &H20 (blank space). Do not NULL terminate this buffer. NULL value will display character &H0 stored in the LCD ROM.

inLevel

[in] LCD backlight brightness level if supported. Values range from 0 (min brightness) to 255 (maximum brightness).

Return Codes

0	Failure writing to device.
> 0	Success. Number of bytes written to device.

Confidential

This document contains information, which is proprietary to Beta Innovations. Neither this document nor the information contained herein shall be used, duplicated or communicated by any means to any third party, in whole or in part, except with the prior written consent of Beta Innovations. This restrictive legend shall not be altered or obliterated on or from this document.

WriteDirectOutput

```
Public Declare Function WriteDirectOutput Lib "biusb.dll" (  
    ByRef iDeviceList As DeviceParam,  
    ByVal inPort As Byte,  
    ByRef iDataBuffer As DIRECT_OUTPUT  
) As Long
```

The **WriteDirectOutput** function writes contents of *iDataBuffer* to the output pins on the port specified by *inPort*. This function can be used on modules supporting direct outputs.

Parameters

iDeviceList

[in] Pointer to the device parameter structure. Must contain valid device information returned from call to **DetectHID**.

inPort

[in] Zero based index of output Port to write to.

iDataBuffer

[in] Pointer to data array defined by DIRECT_OUTPUT structure.

```
Public Type DIRECT_OUTPUT  
    state As Byte  
End Type
```

Field	Description
state	Output state value 0 for OFF and 1 for ON.

Return Codes

0	Failure writing to device.
> 0	Success. Number of bytes written to device.

Confidential

This document contains information, which is proprietary to Beta Innovations. Neither this document nor the information contained herein shall be used, duplicated or communicated by any means to any third party, in whole or in part, except with the prior written consent of Beta Innovations. This restrictive legend shall not be altered or obliterated on or from this document.

WriteMuxOutput

```
Public Declare Function WriteMuxOutput Lib "biusb.dll" (  
    ByRef iDeviceList As DeviceParam,  
    ByVal nPort As Byte,  
    ByRef oDataBuffer As DIRECT_OUTPUT  
) As Long
```

The **WriteMuxOutput** function writes contents of *iDataBuffer* to the multiplexed output pins on the port specified by *inPort*. This function can be used on modules supporting multiplexed outputs.

Parameters

iDeviceList

[in] Pointer to the device parameter structure. Must contain valid device information returned from call to **DetectHID**.

inPort

[in] Zero based index of output Port to write to.

iDataBuffer

[in] Pointer to data array defined by DIRECT_OUTPUT structure. The state parameter is comprised of bit fields as described below.

```
Public Type DIRECT_OUTPUT  
    state As Byte  
End Type
```

Field	Description
state	bit 1: Output state value 0 for OFF and 1 for ON. bits 2 - 8: Output level range from 0 to 10. This value sets the pulse width of the multiplexed output controlling intensity.

Return Codes

0	Failure writing to device.
> 0	Success. Number of bytes written to device.

Confidential

This document contains information, which is proprietary to Beta Innovations. Neither this document nor the information contained herein shall be used, duplicated or communicated by any means to any third party, in whole or in part, except with the prior written consent of Beta Innovations. This restrictive legend shall not be altered or obliterated on or from this document.

WriteDisplayOutput

```
Public Declare Function WriteDisplayOutput Lib "biusb.dll" (  
    ByRef iDeviceList As DeviceParam,  
    ByVal inPort As Byte,  
    ByRef iDataBuffer As Byte,  
    ByVal inLevel As Byte  
) As Long
```

The **WriteDisplayOutput** function writes contents of *iDataBuffer* to the 7-segment display on the port specified by *inPort*. This function can be used on modules supporting 7 x 7-segment displays.

Parameters

iDeviceList

[in] Pointer to the device parameter structure. Must contain valid device information returned from call to **DetectHID**.

inPort

[in] Zero based index of output Port to write to.

iDataBuffer

[in] Pointer to character array. Maximum number of display characters is 7, however, decimals do not count as character spaces. Supported display characters are limited to ASCII characters "0" to "9", ".", "-", and blank space (NULL).

inLevel

[in] Output level range from 0 to 10. This value sets the pulse width of the multiplexed display output controlling intensity.

Return Codes

0	Failure writing to device.
> 0	Success. Number of bytes written to device.

Confidential

This document contains information, which is proprietary to Beta Innovations. Neither this document nor the information contained herein shall be used, duplicated or communicated by any means to any third party, in whole or in part, except with the prior written consent of Beta Innovations. This restrictive legend shall not be altered or obliterated on or from this document.

Beta Innovations Inc.

Write7Segment

```
Public Declare Function Write7Segment Lib "biusb.dll" (  
    ByRef iDeviceList As DeviceParam,  
    ByRef iData As Byte  
) As Long
```

The **Write7Segment** function writes contents of *iData* to a single 7-segment display on the device specified by *iDeviceList*. This function can be used on modules supporting a 7-segment display and a single indicator output typically used for a shift light.

Parameters

iDeviceList

[in] Pointer to the device parameter structure. Must contain valid device information returned from call to **DetectHID**.

iData

[in] Pointer to a 2 Byte character array. The first Byte value contains the character to be displayed on a 7-segment display. Supported values are &H0 to &H09 in hex which will display the corresponding ASCII characters "0" to "9" when using industry standard decoders. Non-supported values will blank the display. Note: do not use the ASCII value to be displayed. Example, to display the value "1", set *iData* to the hex value &H1, not &H31 corresponding to the ASCII value of "1".

Value	Displayed symbol
0	0 or N if supported
1	1
2	2
3	3
4	4
5	5
6	6
7	7
8	8
9	9
10	-
11	L
12	P
13	=
14	Blank
15	R

The second byte value is used for a shift light indicator with 0 for OFF and 1 for ON.

Confidential

This document contains information, which is proprietary to Beta Innovations. Neither this document nor the information contained herein shall be used, duplicated or communicated by any means to any third party, in whole or in part, except with the prior written consent of Beta Innovations. This restrictive legend shall not be altered or obliterated on or from this document.

Beta Innovations Inc.

Return Codes

0	Failure writing to device.
> 0	Success. Number of bytes written to device.

Confidential

This document contains information, which is proprietary to Beta Innovations. Neither this document nor the information contained herein shall be used, duplicated or communicated by any means to any third party, in whole or in part, except with the prior written consent of Beta Innovations. This restrictive legend shall not be altered or obliterated on or from this document.

WriteSPIDAC

```
Public Declare Function WriteSPIDAC Lib "biusb.dll" (  
    ByRef iDeviceList As DeviceParam,  
    ByVal inPort As Byte,  
    ByRef iDataBuffer As DAC_OUTPUTS,  
    ByVal inLevel As Byte  
) As Long
```

The **WriteSPIDAC** function writes contents of *iDataBuffer* to SPI compatible peripherals or DACs on the port specified by *inPort*. This function can be used on modules supporting either DACs or SPI ports.

Parameters

iDeviceList

[in] Pointer to the device parameter structure. Must contain valid device information returned from call to **DetectHID**.

inPort

[in] Zero based index of output Port to write to.

iDataBuffer

[in] Pointer to data array defined by DAC_OUTPUTS structure.

```
Public Type DAC_OUTPUTS  
    DAC_1 As Integer  
    DAC_2 As Integer  
    DAC_3 As Integer  
    DAC_4 As Integer  
    DAC_5 As Integer  
    DAC_6 As Integer  
    DAC_7 As Integer  
    DAC_8 As Integer  
    DAC_9 As Integer  
    DAC_10 As Integer  
End Type
```

A port supporting 10 DAC or SPI outputs will require a 40 Byte array, each 32 bits long word corresponding to the data to be written to the corresponding DAC/SPI output. Note that all SPI/DACs on a port are written to at the same time. Writing to a single SPI/DAC is not possible; therefore SPI/DAC buffer data must be updated in *iDataBuffer* for all SPI/DACs on the specified port.

Actual data length output on a corresponding SPI/DAC channel is determined by the module's capability, not the maximum word length of 32 bits per channel as defined in the structure above.

inLevel

[in] Output level range from 0 to 7. This value sets the pulse width of the backlight if supported.

Confidential

This document contains information, which is proprietary to Beta Innovations. Neither this document nor the information contained herein shall be used, duplicated or communicated by any means to any third party, in whole or in part, except with the prior written consent of Beta Innovations. This restrictive legend shall not be altered or obliterated on or from this document.

Beta Innovations Inc.

Return Codes

0	Failure writing to device.
> 0	Success. Number of bytes written to device.

Confidential

This document contains information, which is proprietary to Beta Innovations. Neither this document nor the information contained herein shall be used, duplicated or communicated by any means to any third party, in whole or in part, except with the prior written consent of Beta Innovations. This restrictive legend shall not be altered or obliterated on or from this document.

Beta Innovations Inc.

CmdGLCD

```
Public Declare Function CmdGLCD Lib "biusb.dll" (  
    ByRef iDeviceList As DeviceParam,  
    ByVal inPort As Byte,  
    ByVal iBGColor As Byte,  
    ByVal iCmd As Byte  
) As Long
```

The **CmdGLCD** function sends the specified command in *iCmd* to a graphic LCD on the port specified by *inPort*. This function can be used on modules supporting graphic based LCDs.

Parameters

iDeviceList

[in] Pointer to the device parameter structure. Must contain valid device information returned from call to **DetectHID**.

inPort

[in] Zero based index of output Port to write to.

iBGColor

[in] Set the background color of the LCD display. 0 = Black text on white background, 1 = White text on black background.

iCmd

[in] GLCD Commands:

```
Public Const GLCD_CLEAR = 0  
Public Const GLCD_TEST = 1  
Public Const GLCD_BGCOLOR = 3
```

Define	Description
GLCD_CLEAR	Clear contents of LCD.
GLCD_TEST	Display test message.
GLCD_BGCOLOR	Set background color of LCD specified by <i>iBGColor</i> .

Return Codes

0	Failure writing to device.
> 0	Success. Number of bytes written to device.

Confidential

This document contains information, which is proprietary to Beta Innovations. Neither this document nor the information contained herein shall be used, duplicated or communicated by any means to any third party, in whole or in part, except with the prior written consent of Beta Innovations. This restrictive legend shall not be altered or obliterated on or from this document.

Beta Innovations Inc.

WriteGLCD

```
Public Declare Function WriteGLCD Lib "biusb.dll" (  
    ByRef iDeviceList As DeviceParam,  
    ByVal inPort As Byte,  
    ByVal inLine As Byte,  
    ByVal iNumLines As Byte,  
    ByVal iBGColor As Byte,  
    ByRef iDataBuffer As Byte  
) As Long
```

The **WriteGLCD** function writes contents of *iDataBuffer* to the graphic LCD located on the port specified by *inPort* at the line number indicated by *inLine*. This function can be used on modules supporting graphic based LCDs.

Parameters

iDeviceList

[in] Pointer to the device parameter structure. Must contain valid device information returned from call to **DetectHID**.

inPort

[in] Zero based index of output Port to write to.

inLine

[in] Starting line number to write contents of *iDataBuffer* to LCD. Values range from 1 to 5.

iNumLines

[in] Number of lines contained in *iDataBuffer*. Maximum buffer length is 2 lines at 24 characters per line (48 bytes).





iBGColor

[in] Set the background color of the LCD display. 0 = Black text on white background, 1 = White text on black background.

iDataBuffer

[in] Pointer to character array. Empty spaces on the LCD should be filled with the ASCII value of &H20 (blank space). Do not NULL terminate this buffer.

Special Characters.

ASCII	Description
&H1	 Arrow glyph.
&H2	 Star glyph.
&H3	 Degree glyph.
&H4	 Star glyph.

Confidential

This document contains information, which is proprietary to Beta Innovations. Neither this document nor the information contained herein shall be used, duplicated or communicated by any means to any third party, in whole or in part, except with the prior written consent of Beta Innovations. This restrictive legend shall not be altered or obliterated on or from this document.

Beta Innovations Inc.

Return Codes

0	Failure writing to device.
> 0	Success. Number of bytes written to device.

Confidential

This document contains information, which is proprietary to Beta Innovations. Neither this document nor the information contained herein shall be used, duplicated or communicated by any means to any third party, in whole or in part, except with the prior written consent of Beta Innovations. This restrictive legend shall not be altered or obliterated on or from this document.

WriteLatchedOutput

```
Public Declare Function WriteLatchedOutput Lib "biusb.dll" (  
    ByRef iDeviceList As DeviceParam,  
    ByVal iPort As Byte,  
    ByRef iDataBuffer As Byte,  
    ByVal inLevel As Byte  
) As Long
```

The **WriteLatchedOutput** function writes contents of *iDataBuffer* to the port specified by *iPort* configured for latched output mode.

Parameters

iDeviceList

[in] Pointer to the device parameter structure. Must contain valid device information returned from call to **DetectHID**.

iPort

[in] Zero based index of output Port to write to.

iDataBuffer

[in] Pointer to a 64 byte array (64 outputs). Output state value 0 for OFF and 1 for ON.

inLevel

[in] Output level range from 0 to 10. This value sets the pulse width of the output, controlling the intensity if supported.

Return Codes

0	Failure writing to device.
> 0	Success. Number of bytes written to device.

Confidential

This document contains information, which is proprietary to Beta Innovations. Neither this document nor the information contained herein shall be used, duplicated or communicated by any means to any third party, in whole or in part, except with the prior written consent of Beta Innovations. This restrictive legend shall not be altered or obliterated on or from this document.

Beta Innovations Inc.

WriteCRRWR

```
Public Declare Function WriteCRRWR Lib "biusb.dll" (  
    ByRef iDeviceList As DeviceParam,  
    ByVal iPort As Byte,  
    ByVal inContacts As Byte,  
    ByVal inSymbolCnt As Byte,  
    ByVal inContactIndex As Byte,  
    ByRef iDataBuffer As CRRWR_OUTPUT  
) As Long
```

The **WriteLatchedOutput** function writes contents of *iDataBuffer* to the port specified by *inPort* configured for CRRWR output mode.

Parameters

iDeviceList

[in] Pointer to the device parameter structure. Must contain valid device information returned from call to **DetectHID**.

inPort

[in] Zero based index of output Port to write to.

inContacts

[in] Total number of contacts to display on screen. This value is typically same as *inSymbolCnt*.

inSymbolCnt

[in] Number of symbols stored in *iDataBuffer*.

inContactIndex

[in] index within *iDataBuffer* of the first symbol.

iRWRBuffer

[in] Pointer to data array defined by CRRWR_OUTPUT structure.

```
Public Type CRRWR_OUTPUT  
    symbol As Byte  
    xPos As Byte  
    yPos As Byte  
    options As Byte  
    ' missileActivity bit 0 - draw flashing circle  
    ' missileLaunch bit 1 - draw solid circle  
    ' newguy bit 2  
    ' selected bit 3 - draw diamond if 1  
End Type
```

Bit Field	Description
<i>symbol</i>	Symbol ID to display. (refer to RWR Symbol Class table Entries found in rwr.bas)
<i>xPos</i>	X position on screen to display symbol. Range 0 (left) to 255

Confidential

This document contains information, which is proprietary to Beta Innovations. Neither this document nor the information contained herein shall be used, duplicated or communicated by any means to any third party, in whole or in part, except with the prior written consent of Beta Innovations. This restrictive legend shall not be altered or obliterated on or from this document.

Beta Innovations Inc.

	(right).
<i>yPos</i>	Y position on screen to display symbol. Range 0 (top) to 255 (bottom).
<i>Options</i>	bit 1: missileActivity - If set to 1, display missile activity symbol. bit 2: missileLaunch - If set to 1, display missile launch symbol. bit 3: newguy - If set to 1, display new contact symbol. bit 4: selected - If set to 1, draw contact selected symbol. bits 5-8: not used.

Return Codes

0	Failure writing to device.
> 0	Success. Number of bytes written to device.

Confidential

This document contains information, which is proprietary to Beta Innovations. Neither this document nor the information contained herein shall be used, duplicated or communicated by any means to any third party, in whole or in part, except with the prior written consent of Beta Innovations. This restrictive legend shall not be altered or obliterated on or from this document.

WriteDotMatrix

```
Public Declare Function WriteDotMatrix Lib "biusb.dll" (  
    ByRef iDeviceList As DeviceParam,  
    ByVal iPort As Byte,  
    ByRef iDataBuffer As Byte,  
    ByVal inLevel As Byte  
) As Long
```

The **WriteDotMatrix** function writes contents of *iDataBuffer* to 4 OSRAM type dot matrix displays on the port specified by *inPort*.

Parameters

iDeviceList

[in] Pointer to the device parameter structure. Must contain valid device information returned from call to **DetectHID**.

inPort

[in] Zero based index of output Port to write to.

iDataBuffer

[in] Pointer to a 16 byte character array. Maximum number of display characters is 4 per display (4 displays max per port). Supported display characters are limited to ASCII values (0 – 255). Refer to manufacturer's ASCII table for symbol defines.

inLevel

[in] Output level range from 0 to 10. This value sets the pulse width of the dot matrix display controlling intensity.

Return Codes

0	Failure writing to device.
> 0	Success. Number of bytes written to device.

Confidential

This document contains information, which is proprietary to Beta Innovations. Neither this document nor the information contained herein shall be used, duplicated or communicated by any means to any third party, in whole or in part, except with the prior written consent of Beta Innovations. This restrictive legend shall not be altered or obliterated on or from this document.

VB Structures & Defines

The following structures and defines are part of this DLL module.

DeviceParam Structure

```
Public Type DeviceParam
    DeviceHandle As Long
    NumberInputIndices As Integer
    NumberOutputIndices As Integer
    NumberPortIndices As Integer
    NumberAnalogIndices As Integer
    NumberHATIndices As Integer
    NumberRotaryIndices As Integer
    NumberCRTLWRIndices As Integer
    NumberPWMIndices As Integer
    NumberLCDIndices As Integer
    NumberGLCDIndices As Integer
    NumberMuxDisplayIndices As Integer
    NumberAlphanumericIndices As Integer
    NumberDACIndices As Integer
    NumberSPIIndices As Integer
    NumberLatchedIndices As Integer
    NumberDotMatrixIndices As Integer
    VendorID As Integer
    ProductID As Integer
    VersionNumber As Integer
    FlashVersion As Integer
    ProgramFlag As Byte
    DevicePath(MAX_STRING_CHARS) As Byte
    DevicePathLength As Long
    DeviceName(MAX_STRING_CHARS) As Byte
    DeviceNameLength As Long
    ManufName(MAX_STRING_CHARS) As Byte
    ManufNameLength As Long
    SerialNum(0 To 3) As Byte
    SerialNumLength As Long
    ConfigFlag As Byte
    DevIndex As Integer
    InputReportByteLength As Integer
    OutputReportByteLength As Integer
    Usage As Integer
    UsagePage As Integer
End Type
```

Device specific data structure.
Defined in: ApiDeclarations.bas

Confidential

This document contains information, which is proprietary to Beta Innovations. Neither this document nor the information contained herein shall be used, duplicated or communicated by any means to any third party, in whole or in part, except with the prior written consent of Beta Innovations. This restrictive legend shall not be altered or obliterated on or from this document.

Beta Innovations Inc.

Parameters

DeviceHandle: The read/write handle for the device. This is a unique value and changes with each call to DetectHID.

NumberInputIndices: The number of unpacked inputs that will be returned from this device.

NumberOutputIndices: The number of unpacked outputs that will be read by this device.

NumberPortIndices: The number of separate IO ports on a device. These can also refer to JPs found on older devices.

NumberAnalogIndices: Not currently supported.

NumberHATIndices: Not currently supported.

NumberRotaryIndices: Not currently supported.

NumberCRTLWRIndices: Number of RWR supported.

NumberPWMIndices: Not currently supported.

NumberLCDIndices: Number of character based LCD's supported.

NumberGLCDIndices: Number of graphic based LCD's supported.

NumberMuxDisplayIndices: Number of multiplexed displays supported.

NumberAlphanumericIndices: Not currently supported.

NumberDACIndices: Number of DAC (Digital to Analog Converter) supported.

NumberSPIIndices: Number of SPI interface devices supported.

NumberLatchedIndices: Number of latched outputs supported.

NumberDotMatrixIndices: Number of OSRAM type dot matrix displays supported.

VendorID: USB.org assigned unique vendor ID number.

ProductID: Vendor assigned unique device ID number.

VersionNumber: Vendor assigned product version number.

FlashVersion: Current Firmware revision of device.

ProgramFlag: For internal use only.

DevicePath: Pointer to the device path key string as found in the Windows registry.

Confidential

This document contains information, which is proprietary to Beta Innovations. Neither this document nor the information contained herein shall be used, duplicated or communicated by any means to any third party, in whole or in part, except with the prior written consent of Beta Innovations. This restrictive legend shall not be altered or obliterated on or from this document.

Beta Innovations Inc.

PathLength: Length in bytes of the *DevicePath* string.

DeviceName: Pointer to the device name string.

DeviceNameLength: Length in bytes of the *DeviceName* string.

ManufName: Pointer to the manufacturer name string.

ManufNameLength: Length in bytes of the *ManufName* string.

SerialNum: Pointer to the user assigned device serial number string.

SerialNumLength: Length in bytes of the *SerialNum* string.

ConfigFlag: For internal use only.

DevIndex: The zero based device index associated with this device.

InputReportByteLength: The number of packed bytes that will be returned by the device on each *ReadInputData* read request.

OutputReportByteLength: The number of packed bytes used by the device for output data.

Usage: For internal use only.

UsagePage: For internal use only.

Confidential

This document contains information, which is proprietary to Beta Innovations. Neither this document nor the information contained herein shall be used, duplicated or communicated by any means to any third party, in whole or in part, except with the prior written consent of Beta Innovations. This restrictive legend shall not be altered or obliterated on or from this document.

DeviceStatus Structure

```
Public Type DeviceStatus
    InputActive(MAX_INPUTS) As Byte
    OutputActive(MAX_OUTPUTS) As Byte
    PortActive(MAX_PORTS) As Byte
    PortIOMode(MAX_PORTS) As Byte
    PortMode(MAX_PORTS) As Byte
    OutputMode(MAX_PORTS) As Byte
    AnalogActive(MAX_ANALOG) As Byte
    HATActive(MAX_HATS) As Byte
    RotaryActive(MAX_ROTARY) As Byte
    PWMActive(MAX_PWM) As Byte
    LCDActive(MAX_LCDS) As Byte
    GLCDActive(MAX_GLCDS) As Byte
    MuxDisplayActive(MAX_MUXDISPLAYS) As Byte
    AlphanumericActive(MAX_ALPHANUMERICS) As Byte
    DACActive(MAX_DACS) As Byte
    SPIActive(MAX_SPI) As Byte
    LatchedActive(MAX_LATCHED) As Byte
    DotMatrixActive(MAX_DOTMATRIX) As Byte
End Type
```

Device specific data structure.
Defined in: ApiDeclarations.bas

Parameters

InputActive

Inputs is active if 1, disabled if 0.

OutputActive

Output is active if 1, disabled if 0.

PortActive

Port is active if 1, disabled if 0.

PortIOMode

Port is set to input mode if 1, output mode if 0.

PortMode

Currently only valid for ElectronFlux class devices. Return values are:

```
Public Const MODE_DIRECT = 0
Public Const MODE_MUX = 1
Public Const MODE_RWR = 2
Public Const MODE_GLCD = 3
Public Const MODE_DAC = 4
Public Const MODE_LATCHED = 5
Public Const MODE_SPI = 6
Public Const MODE_DOTMATRIX = 7
```

OutputMode: Not currently supported.

AnalogActive: Analog channels active if 1, disabled if 0.

Confidential

This document contains information, which is proprietary to Beta Innovations. Neither this document nor the information contained herein shall be used, duplicated or communicated by any means to any third party, in whole or in part, except with the prior written consent of Beta Innovations. This restrictive legend shall not be altered or obliterated on or from this document.

Beta Innovations Inc.

HATActive: Not currently supported.

CRTWRActive: CRT RWR channels active if 1, disabled if 0.

PWMActive: Not currently supported.

LCDActive: Not currently supported.

Currently supported.

AnalogActive: Analog channels active if 1, disabled if 0.

HATActive: Not currently supported.

CRTWRActive: CRT RWR channels active if 1, disabled if 0.

PWMActive: Not currently supported.

LCDActive: Not currently supported.

GLCDActive: Graphic LCD channels active if 1, disabled if 0.

MuxDisplayActive: Multiplexed display channels active if 1, disabled if 0.

AlphanumericActive: Not currently supported.

DACActive: DAC channels active if 1, disabled if 0.

SPIActive: SPI channels active if 1, disabled if 0.

LatchedActive: Latched channels active if 1, disabled if 0.

DotMatrixActive: DotMatrix channels active if 1, disabled if 0.

Confidential

This document contains information, which is proprietary to Beta Innovations. Neither this document nor the information contained herein shall be used, duplicated or communicated by any means to any third party, in whole or in part, except with the prior written consent of Beta Innovations. This restrictive legend shall not be altered or obliterated on or from this document.